



Getting Started with Libby, by OverDrive

What is Libby, by OverDrive?




Access popular ebooks, audiobooks, and magazines for free using your library card and this friendly, easy-to-use app from OverDrive.

Getting Started

- Visit libbyapp.com or install the free app from the [Apple App Store](#), [Google Play Store](#), or [Windows Store](#).
- In Libby, follow the prompts to find the Bloomfield Township Public Library and enter your library card number and PIN.


Navigating the App



Use the icons in the footer to navigate.

- Tap  to browse the Bloomfield Township Public Library collection, Metro Net Library Consortium.
- Tap  to find your Loans, Holds, and Tags.
- Tap  to view your Activity Timeline.

When you find an available ebook, audiobook, or magazine issue you want, tap **Borrow**. By default, titles are automatically downloaded for offline use when connected to Wi-Fi. Tap **Actions** from your Shelf and **Change Download Rules** to change this setting.

Finding a Book or Audiobook

Browse the lists on the home page, such as “newest,” “popular,” or “random.” Tap a format above your results to narrow your search. Tap  to sort or limit your search further.

Search the catalog. Tap  in the footer to search for a title, author, or keyword. Use the **Explore with Filters** options and  to access advance searching.

Pin filters. You can pin filters to automatically apply them to every list and search result. Apply a filter then select the applied filter and choose **Pin Filter**. Your settings will hold until you remove them.

Additional Resources

Tap  in the footer to access the menu and select **Get Some Help** for tutorials or help resources.