

Getting Started with

OverDrive® &



OverDrive and Kindle


Many OverDrive ebooks are available to read on Kindle devices and apps. Use these instructions to send a Kindle ebook to your Kindle device or app.

From a Browser

1. From a computer, tablet, or smartphone, visit metronet.overdrive.com.
2. Select **Sign In**.
3. Sign in with your library card number and PIN.
4. Find an available Kindle Book to borrow. You can see all of your library's Kindle Books by selecting the **Kindle Books** link near the top of the site
5. Select **Read now with Kindle**. You'll be taken to Amazon's website to complete your checkout.
6. Sign in to your Amazon account and select your Kindle's name from the menu.
7. Select **Get Library Book** on the right side of the page.
8. Your ebook is delivered by Wi-Fi to your Kindle and works like any other Kindle book. Your ebook will expire on your due date. If you do not have a Wi-Fi connection, search for "[How to transfer library Kindle Books via USB](#)" at help.overdrive.com.

From the Libby, by OverDrive App

Follow the instructions for getting started with Libby. When borrowing your first title in the app, you will be prompted to choose where you would like to read the ebook, Kindle or Libby. Select **Kindle** and follow steps 6 through 8 above.

If you are not given this option when borrowing an ebook, tap  in the footer and select **Settings**, then choose **Read Books With...**

Additional Resources

For additional resources, visit help.overdrive.com.



Getting Started with Libby, by OverDrive

What is Libby, by OverDrive?




Access popular ebooks, audiobooks, and magazines for free using your library card and this friendly, easy-to-use app from OverDrive.

Getting Started

- Visit libbyapp.com or install the free app from the [Apple App Store](#), [Google Play Store](#), [Windows Store](#), or [Amazon App Store](#).
- In Libby, follow the prompts to find the Bloomfield Township Public Library and enter your library card number and PIN.


Navigating the App



Use the icons in the footer to navigate:

- Select  to browse the Bloomfield Township Public Library collection, Metro Net Library Consortium.
- Select  to find your Loans, Holds, Timeline, and Notices.
- Select  to view your Tags.

When you find an available ebook, audiobook, or magazine issue you want, select **Borrow**. By default, titles in are automatically downloaded in the mobile app for offline use when connected to Wi-Fi. Tap **Actions** from your Shelf and **Change Download Rules** to change this setting.


Finding a Book or Audiobook

Browse the lists on the home page, such as “newest,” “popular,” or “random.” Select a format above your results to narrow your search. Select  to sort or limit your search further.

Search the catalog. Select  in the footer to search for a title, author, or keyword. Use the **Catalog Filters** options and  to access advance searching.

Pin filters. You can pin filters to automatically apply them to every list and search result. Apply a filter then select the applied filter and choose **Pin Filter**. Your settings will hold until you remove them.

Additional Resources

Select  in the footer to access the menu and then **Get Some Help** for tutorials or help resources.