



Getting Started with Libby, the Library App

What is Libby, the Library App?




Access popular ebooks, audiobooks, and magazines for free using your library card and this friendly, easy-to-use app from OverDrive.

Getting Started

- Visit libbyapp.com or install the free app from the [Apple App Store](#), [Google Play Store](#), [Windows Store](#), or [Amazon App Store](#).
- In Libby, follow the prompts to find the Bloomfield Township Public Library and enter your library card number and PIN.


Navigating the App



Use the icons in the footer to navigate:

- Select  to browse the Bloomfield Township Public Library collection, Metro Net Library Consortium.
- Select  to find your Loans, Holds, Timeline, and Notices.
- Select  to view your Tags.

When you find an available ebook, audiobook, or magazine issue you want, select **Borrow**. By default, titles in are automatically downloaded in the mobile app for offline use when connected to Wi-Fi. Tap **Actions** from your Shelf and **Change Download Rules** to change this setting.


Finding a Book or Audiobook

Browse the lists on the home page, such as “newest,” “popular,” or “random.” Select a format above your results to narrow your search. Select  to sort or limit your search further.

Search the catalog. Select  in the footer to search for a title, author, or keyword. Use the **Catalog Filters** options and  to access advance searching.

Pin filters. You can pin filters to automatically apply them to every list and search result. Apply a filter then select the applied filter and choose **Pin Filter**. Your settings will hold until you remove them.

Additional Resources

Select  in the footer to access the menu and then **Get Some Help** for tutorials or help resources.